

PHILIPS

Fortimo

LED

Fortimo SLM PC 1208
L15 2024 G7



Datasheet

Experience bright and vivid colors

Fortimo LED SLM PC 1208 L15 2024 G7

Fortimo LED SLM Gen7 continues to focus on the combination of Quality of Light and performance. By offering the CoB separate from the holder, even more flexibility in possible system combinations and specifications is achieved. This results in an extensive portfolio of lumen ranges, CCTs and spectra. Please also check the online Easy Design-in Tool for your perfect system combination (www.easydesignintool.com)

Key features and benefits

- Best quality of light available for all applications
- Instant full light
- Extensive range of CCT's
- Flexibility to select a different lumen output between 800 and 10000 lm
- State of the art Chip-on-Board (CoB) technology, enabling highest system efficacy
- System proposition (CoB + Holder + driver)
- Flexibility to optimize luminaire performance (lm/W or high lm output)
- Xitanium window drivers with SimpleSet for maximum flexibility
- Mini drivers for smallest possible luminaire designs
- Five years system warranty with over 50,000 hours lifetime
- Four dedicated product lines:
 - SLM Premium White
 - SLM Premium Color
 - SLM CrispWhite
 - SLM Food

November 2019



Ordering data

Commercial product name	EOC	12NC	Box quantity
Fortimo SLM C 930 PC 1208 L15 2024 G7	8718699 615857 00	9290 016 47906	20

Drive currents

Parameter	Nominal*	Life**	Max***	Unit
Fortimo SLM PC 1208 L15 2024 G7	750	see performance window	1500	mA

Module temperatures

Parameter	Nominal*	Life**	Max***	Unit
T _c (case temperature at T _c point)	85	see performance window	95	°C

* Nominal value at which typical performance is specified

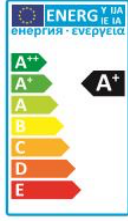
** Value at which life time is specified

*** Maximum value for safe operation, do not operate above this value

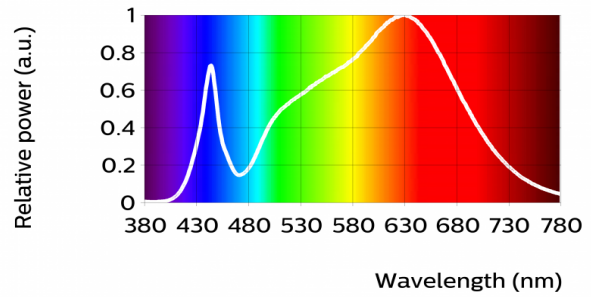
Optical characteristics - table per color (CCT)

Fortimo SLM C 930 PC 1208 L15 2024 G7

Parameter	Min	Typ	Max	Unit
Luminous flux	2763	3070	3377	lm
Module efficacy	108	120		lm/W
Correlated color temperature (CCT)		3000		K
Color coordinates (CIEx, CIEy)		(0.422, 0.386)		-
Color consistency			3	SDCM
CRI	90	92		
R9	50			
Photometric code		930/359		
Photobiological safety			RG1 unlimited	



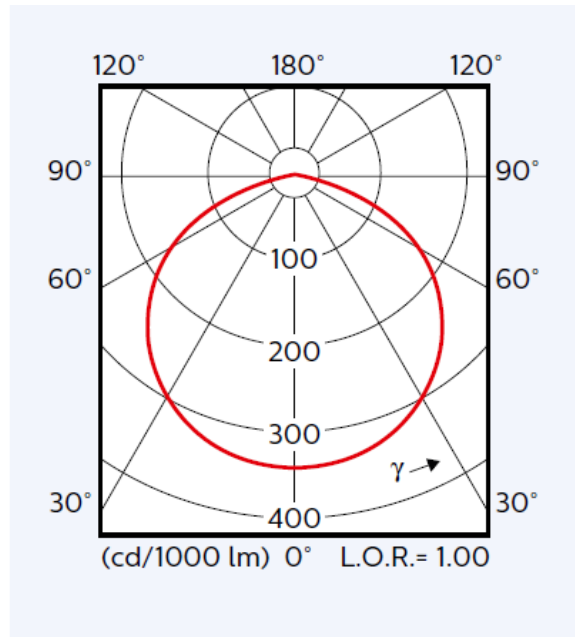
Operation point	930	lm	lm/W
80% I-nom 600mA	Tc 25 °C	2668	130
	Tc-nom 85 °C	2516	125
	Tc-max 95 °C	2485	124
I-nom 750mA	Tc 25 °C	3275	125
	Tc-nom 85 °C	3070	120
I-max 1500mA	Tc 25 °C	5983	106
	Tc-nom 85 °C	5508	100
	Tc-max 95 °C	5410	98



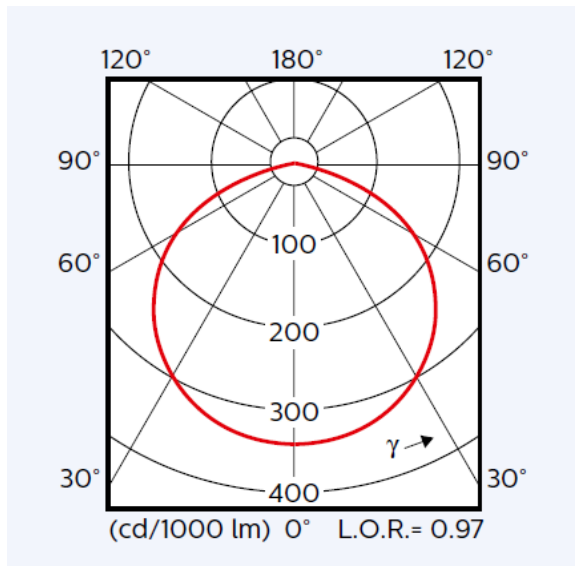
R1	R2	R3	R4	R5	R6	R7	R8	R9	R10	R11	R12	R13	R14
97	96	94	91	95	96	91	88	75	90	92	88	96	96

Beam shape

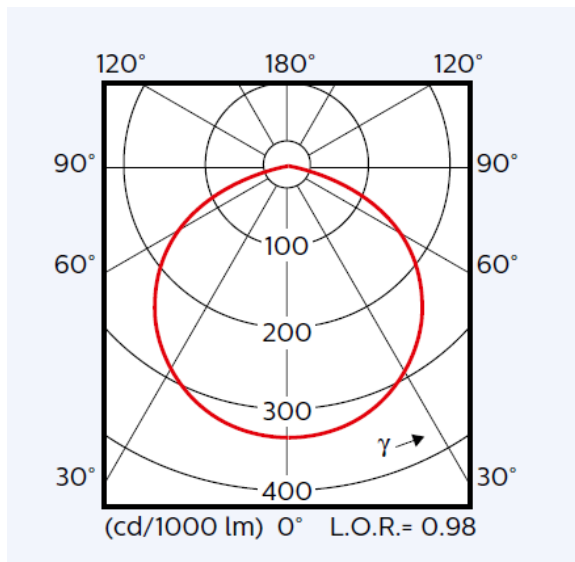
Bare CoB



CoB with a standard/ down-light/ Zhaga poke-in holder



CoB with a poke-in holder



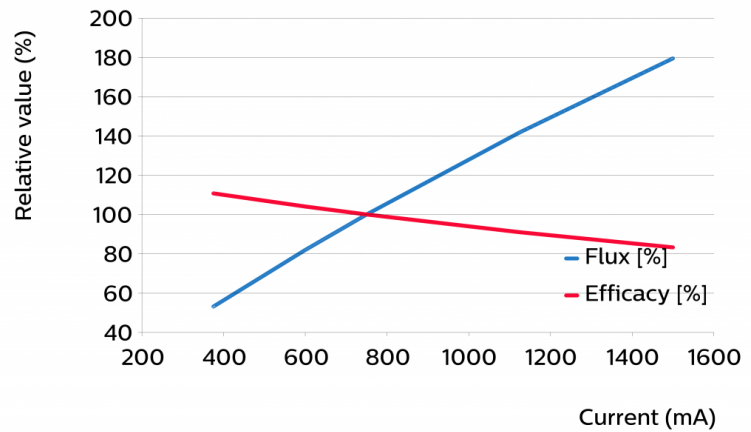
Electrical characteristics

Parameter	Min	Typ	Max	Unit
Forward voltage	31.8	34.1	36.8	V
Power consumption	23.9	25.6	27.6	W = kWh/1000h
Number of modules in series per chain			1	
Number of modules in parallel per chain			1	
Number of modules in parallel			1	

Tuning information

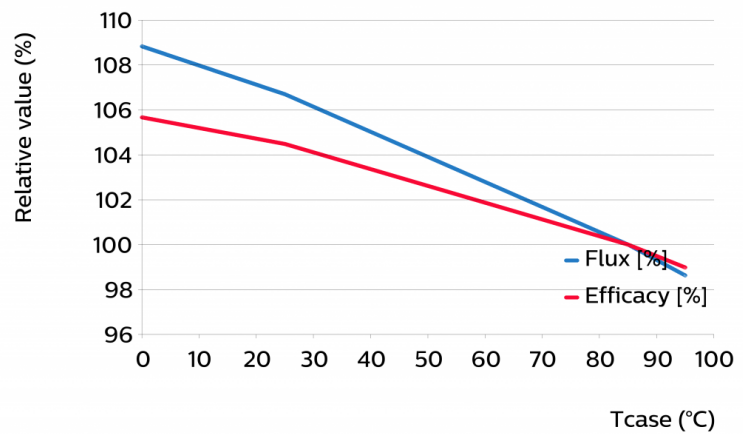
Flux and efficacy versus current (at Tc nominal)

I [mA]	Flux [%]	Efficacy [%]
1500	179	83
1125	142	91
750	100	100
600	82	104
375	53	111



Flux and efficacy versus temperature at Tc (at I nominal)

Tc [°C]	Flux [%]	Efficacy [%]
95	99	99
85	100	100
25	107	104
0	109	106



Lumen maintenance

Operation point	Lumen maintenance x 1000 hours	L70			L80			L90		
		B50	B20	B10	B50	B20	B10	B50	B20	B10
80% I nom 600 mA	Tc 65°C	>50	>50	>50	>50	>50	>50	>50	>50	40
	Tc nom 85°C	>50	>50	>50	>50	47	38	34	22	18
	Tc max 95°C	>50	>50	41	49	32	26	23	15	12
I nom 750 mA	Tc 65°C	>50	>50	>50	>50	>50	>50	>50	45	36
	Tc nom 85°C	>50	>50	>50	>50	43	34	31	20	16
	Tc max 95°C	>50	47	38	45	29	24	21	14	11
I max 1500 mA	Tc 65°C	>50	>50	>50	>50	>50	42	37	24	20
	Tc nom 85°C	>50	39	31	37	24	20	18	12	9
	Tc max 95°C	42	27	22	26	17	14	12	8	7

Lifetime

Parameter	Value	Unit
C10 at Tc life	50000	hours
M70F50 nominal	>50000	hours
M70F50 life	>50000	hours

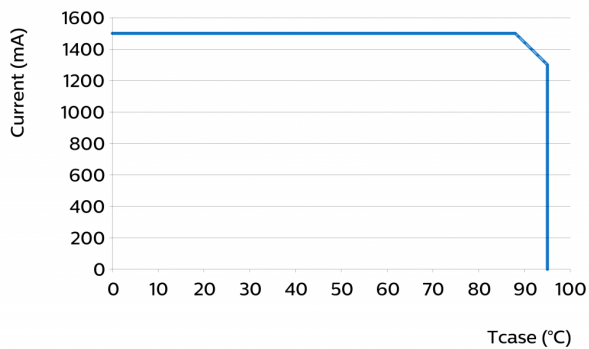
Switching cycles in accordance to EU 1194/2012: >15000

At I life L70B50>50000 hours.

Charts presenting module's lumen maintenance data are available via your sales representative.

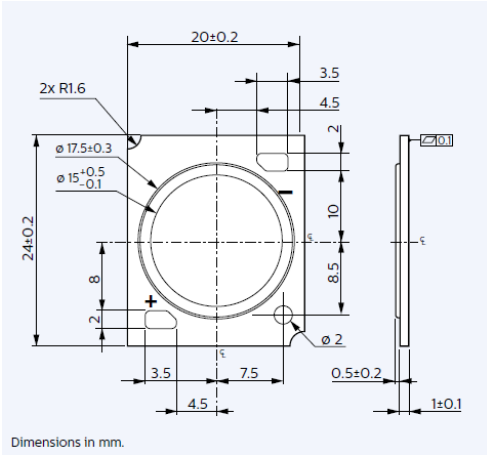
Please refer to the performance window to ensure that your operati

Performance Window



Mechanical characteristics

Parameter	Min	Typ	Max	Unit
Length	23.8	24	24.2	mm
Width	19.8	20	20.2	mm
Height PCB	0.9	1	1.1	mm
Height including dam	1.2	1.5	1.8	mm
Product mass		1.23		gram



Absolute ratings

Parameter	Min	Max	Unit
Current through the LED module (I-max)		1500	mA
Case temperature (Tc-max)		95	°C
Power at rated Vf-max and I-max		59.1	W
ESD (direct contact)		8	kV
Working voltage		330	V _{dc}
Ambient temperature		40	°C
Storage temperature	-40	80	°C

Application information

Certificates and Standards

IEC 62031:2008/A1:2012/A2:2014

EN 62031:2008/A1:2013/A2:2015

Relevant clauses of IEC 62471:2006 (Incl. IEC/TR 62471-2: 2009 and IEC/TR 62778: 2014)

Relevant clauses of IEC 60838-1:2004/A1:2008/A2:2011 with IEC 60838-2-2:2006 /A1:2012

Relevant clauses of EN 62471:2008 (With IEC/TR 62471-2: 2009 and IEC/TR 62778: 2014)

Relevant clauses of EN 60838-1:2004/A1:2008/A2:2011 with EN 60838-2-2:2006/A1:2012

UL 8750

ENEC+

CE

Environmental

RoHS/REACH

Application

IP rating	No IP-rating
Overheating protection	No
Luminaire class	IEC Class I and Class II
Dimming	Yes



© 2019 Signify Holding, IBRS 10461, 5600VB, NL. All rights reserved. The information provided herein is subject to change, without notice. Signify does not give any representation or warranty as to the accuracy or completeness of the information included herein and shall not be liable for any action in reliance thereon. The information presented in this document is not intended as any commercial offer and does not form part of any quotation or contract, unless otherwise agreed by Signify.

www.philips.com/oem

Philips and the Philips Shield Emblem are registered trademarks of Koninklijke Philips N.V. All other trademarks are owned by Signify Holding or their respective owners.

21/11/2019